

News, Opportunities and Deadlines for December 2023



Warmest wishes for a joyous holiday season and a happy New Year!

- K. Gus Kousoulas, Principal Investigator, Louisiana Biomedical Research Network (LBRN)

Registration is open
22nd LBRN Annual Meeting



This year, the LBRN will hold its Annual Meeting **January 19-20, 2024** at the **Baton Rouge Marriott**.

We look forward to bringing our biomedical researchers from across the state together to showcase the contribution of the Louisiana Biomedical Research Network (LBRN) to biomedical research excellence in Louisiana. A closed Steering Committee Retreat will be at the hotel on Friday morning, January 19. In this meeting, there will be informal presentations by all LBRN Steering Committee Members about the status of biomedical research on each campus and the impact that LBRN has in their efforts to improve biomedical research and training. All Core liaison faculty from each primary undergraduate institution (PUI) representing the Bioinformatics, Biostatistics, and Computational Biology Core (BBCC) and the Molecular and Cell Biology Resources Core (MCBRC) will attend and discuss each campus's current status and needs.

Please click on the link below to start your registration



Poster Presentations

All LBRN Existing PI's, LBRN Summer Graduate and Faculty are required to participate. All Summer Undergraduate students are invited to participate as well! *Exception are LBRN Shared Instrument PI's not required, although are welcome to do so. Other biomedical researchers in the state are invited to submit an abstract to participate in the LBRN Poster Session taking place on Friday, January 19, 2024.

Oral Presentations

Selected LBRN INBRE Project PIs are required to submit an abstract for his/her research presentation. The oral presentation abstract submission form is emailed to Full Project PI's (make sure to select proper title! in registration form!). The abstract cannot exceed 2000 characters. Abstracts for research presentations will be printed in the LBRN 22nd Annual Meeting Program.



Fundamentals for Proteomics Workshop



The Fundamentals for Proteomics Workshop targets those investigators and their students considering an experiment in global proteomics to enhance their understanding of their biological system. Various topics are included from experimental design, sample preparation, data collection, and bioinformatics analysis. This year the workshop's theme is "**Pitfalls of Proteomics**" (and how to avoid them). To increase the success of any protein mass spectrometry experiment the researcher needs to communicate with the National Resource before beginning the experiment. Faculty and students with research projects heavily utilizing proteomics techniques are encouraged to apply.

Preference will be given to attendees in [IDeA-states](#). Travel and lodging are provided for selected attendees.

The 2024 workshop will be held March 13 – 14, 2024. The deadline to apply is December 15, 2023.



Fundamentals of Proteomics Workshop







March 13-14, 2024
University of Arkansas for Medical Sciences
Little Rock, Arkansas

Hosted by Dennis Province, PhD
Director of Education and Outreach

This Fundamentals of Proteomics Workshop is designed for research faculty and students to provide:

- Overview of quantitative proteomics workflows
- How to design a proteomics experiment
- Avoiding sample preparation pitfalls
- Leveraging proteomics data for publications and grant submissions

Deadline to apply for all workshops is Dec. 15, 2023.



APPLY NOW

Applications are available by scanning the QR code above or visit [UAMS.info/ProteomicsFundamentals](https://uams.info/ProteomicsFundamentals). For more information, contact Dennis Province (DProvince@UAMS.edu). Preference is given to researchers in IDeA-eligible states. Travel and lodging are provided to attendees. Workshop is supported by the IDeA National Resource for Quantitative Proteomics (R24GM137786).

Symposium for Proteomics Core Directors and Staff



The topic for the symposium this year is the DIA workflow. Data Independent Acquisition (DIA) is rapidly becoming the most popular global proteomic workflow. Instrumentation geared towards the

DIA workflow have dominated the market in recent years. This year's symposium is centered around this very important technique. Whether you are a facility that has never tried DIA or you have years of experience this workshop will cover the details from experimental design to data processing in a highly interactive format. Attendees will also share best practices, discuss cutting-edge techniques, and dialog about shared instrumentation grants.

The 2024 workshop will be held February 20 – 21, 2024. The deadline to apply is December 15, 2023.



Core Directors' Symposium


February 20-21, 2024
University of Arkansas for Medical Sciences
Little Rock, Arkansas

Hosted by Dennis Province, PhD
Director of Education and Outreach

This Symposium is designed for Proteomics Core Directors and staff to provide the following:

- Best business and operational practices
- Current trends in sample preparation, data collection, and bioinformatics
- Discovery proteomics workflow implementation into a core lab
- Dialog about shared instrumentation grants
- Positioning a core lab for long-term sustainability

Deadline to apply for all workshops is Dec. 15, 2023.



APPLY NOW

Applications are available by scanning the QR code above or visiting [UAMS.info/ProteomicsCore](https://uams.info/ProteomicsCore). For more information, contact Dennis Province (DProvince@UAMS.edu). Preference is given to core directors and their staff in IDeA-eligible states. Travel and lodging are provided to attendees. Workshop is supported by the IDeA National Resource for Quantitative Proteomics (R24GM137786).

Preparing Figures for Publications and Grant Applications

Preparing Figures for Publications and Grant Applications

Tue, Dec 19, 3:00-4:00 PM Eastern The visual representation of data can enhance the quality of your application by presenting complex and lengthy content in a time- and space-effective manner. Incorporating figures can provide clarity around complicated topics, and displaying data from preliminary studies can support the premise of an application. However, if poorly designed and improperly applied, they can also detract from the overall impression of a proposal. This webinar will explore best practices to avoid common mistakes and to understand how to present figures simply and effectively.

- Learn best practices for presenting data in a way that clearly conveys the main point, is transparent, and is accessible to all.
- Review examples of figure legends that demonstrate a rigorous approach to experimental design.
- Consider strategies for including figures while dealing with the space limitations of a grant application.



Weekly Update from DRCB / NIGMS

Updates from DRCB/NIGMS

Issue 157, 11/06/2023

NIH Funding Opportunity and/or Policy Announcements

- **Reminder:** IDeA CTR-N Award ([PAR-23-241](#)) & CTR-D Award ([PAR-23-257](#)). Applications Due: November 9.
- Diversity, Equity, Inclusion, and Accessibility (DEIA) Mentorship ([NOT-OD-24-001](#)). Applications Due: February 16.
- Correction: Locus of Peer Review for [Interactive Digital Media \(IDM\) Biomedical Science Resources for Pre-College Students and Teachers](#) ([NOT-GM-24-008](#)).
- Simplified Review Framework for NIH RPG Applications ([NOT-OD-24-010](#)).
- Showcase Opportunities for SBIR and STTR Awardees ([NOT-OD-24-013](#)).

Issue 156, 10/30/2023

NIH Funding Opportunity and/or Policy Announcements

- **Reminder:** IDeA CTR-N Award ([PAR-23-241](#)) & CTR-D Award ([PAR-23-257](#)). Applications Due: November 9.

- Diversity, Equity, Inclusion, and Accessibility (DEIA) Mentorship ([NOT-OD-24-001](#)). Applications Due: February 16.
- Correction: Locus of Peer Review for [Interactive Digital Media \(IDM\) Biomedical Science Resources for Pre-College Students and Teachers](#) ([NOT-GM-24-008](#)).
- Simplified Review Framework for NIH RPG Applications ([NOT-OD-24-010](#)).
- Showcase Opportunities for SBIR and STTR Awardees ([NOT-OD-24-013](#)).
- **NOTICE:** Expanded Program Eligibility for PA-23-189 “Research Supplements to Promote Diversity in Health-Related Research” ([NOT-GM-24-003](#)). **IDeA, NARCH, SuRE, and SCORE grantees** are eligible to apply for this opportunity. See the recent [Feedback Loop post](#) and [NIGMS Diversity Supplement website](#) for more information. Applications accepted: October 1 – May 31.
- Modern Equipment for Shared-use Biomedical Research Facilities: Advancing Research-Related Operations ([PAR-24-028](#)). Applications due: November 15.
- Encouraging Small Businesses to Partner with Resource-Limited Institutions (RLIs) on SBIR and STTR Program Applications ([NOT-OD-23-179](#)). Applications Due: January 5.

Issue 155, 10/23/2023

NIH Funding Opportunity and/or Policy Announcements

- **Reminder:** IDeA CTR-N Award ([PAR-23-241](#)) & CTR-D Award ([PAR-23-257](#)). Applications Due: November 9.
- Simplified Review Framework for NIH RPG Applications ([NOT-OD-24-010](#)).
- Showcase Opportunities for SBIR and STTR Awardees ([NOT-OD-24-013](#)).
- **NOTICE:** Expanded Program Eligibility for PA-23-189 “Research Supplements to Promote Diversity in Health-Related Research” ([NOT-GM-24-003](#)). **IDeA, NARCH, SuRE, and SCORE grantees** are eligible to apply for this opportunity. See the recent [Feedback Loop post](#) and [NIGMS Diversity Supplement website](#) for more information. Applications accepted: October 1 – May 31.
- Modern Equipment for Shared-use Biomedical Research Facilities: Advancing Research-Related Operations ([PAR-24-028](#)). Applications due: November 15.
- Encouraging Small Businesses to Partner with Resource-Limited Institutions (RLIs) on SBIR and STTR Program Applications ([NOT-OD-23-179](#)). Applications Due: January 5.

NIH Extramural Nexus

• You are Invited to Participate in a Pilot of Data Management and Sharing Plan Templates

The [Federal Demonstration Partnership](#) (FDP) is an association of federal agencies, research policy organizations and academic research institutions with the mission of streamlining the administration of federally sponsored research and create resources that are available to the research enterprise. We have work closely with them over the years on various activities, including efforts to implement our [Data Management and Sharing \(DMS\) Policy](#) that went into [effect in January](#). Since March, we have engaged with FDP to pilot test two DMS plan templates. These templates were developed in close collaboration with staff and leadership from offices across NIH, and we seek your input on them.

The feedback obtained in this phase will inform possible revisions to the current NIH DMS Plan format page. Our aim is to encourage greater consistency in DMS Plan requirements across NIH Institutes and Centers and mitigate the administrative burden associated with DMS Plan development and implementation for researchers. While the pilot was initially planned to last at least two years, we anticipate that it may continue beyond that, as we continue to learn more as the community and NIH

gain more experience with the DMS policy. The policy requires a DMS Plan for all NIH-funded research.

The templates being piloted, available on the [FDP website](#), include:

- Option 1 (Alpha version): a prescriptive template designed to limit the need for free text entry.
- Option 2 (Bravo version): a template that aims to provide detailed prompts as well as more options to include free text responses as necessary.
- Please note that applicants can also use the NIH [DMS Plan format page](#).

[Read More ...](#)

• Allowable Costs to Improve Human Subjects Participation and Inclusion

Did you know that you can pay for childcare for your research participants while they are doing study activities? Find similar ideas to enhance your inclusion, recruitment, or retention of research participants in NIH's new one-page tool: [Allowable Costs Related to Participant Inclusion Activities on NIH Grants](#). The tool provides categorized examples of inclusion activities that typical NIH recipients could charge to their grants as allowable costs.

Consult with your recipient institution to confirm whether your planned inclusion activities will be feasible in your context and fit your institution's policies, the notice of award, and the NIH Grants Policy Statement.

For background on allowable costs, refer to [NIH Grants Policy Statement Section 7.9](#).

• Case Study in Research Integrity: This Application Feels Familiar

Imagine you are reviewing an application for an NIH study section meeting, and you come across an application that seems just a bit too familiar. The scientific question falls within your wheelhouse. The methods and strategies seem spot on. And isn't that how you format your text? In this case study, we will discuss how plagiarism in the grant application process is handled at NIH and remind the research community about the importance of [maintaining confidentiality](#) of the peer review process. The scenario presented is based on real-world events, with all names and identifiers removed or changed.

Dr. ABC found themselves in this situation. While serving as a peer reviewer, they were assigned an application containing sections that looked very similar to their own application submitted several years prior. The current application identifies Dr. XYZ as the project's lead, who also serves as principal investigator on other NIH awards. ABC immediately contacted the NIH Scientific Review Officer overseeing the study section to share their concerns.

The Scientific Review Officer asked the NIH Office of Extramural Research (OER) to take a look and see if plagiarism may have occurred with XYZ's application. Upon closer inspection, the text in the Procedures and Data Collection sections were found to be too similar to text from ABC's applications to be coincidental.

Looking back at the roster from when ABC's original application was reviewed, NIH staff identified a few long-term collaborators of XYZ's. Those reviewers had had access to ABC's application at that time. Maybe that was not a mere coincidence either. At this point, we referred the preliminary findings to the [HHS Office of Research Integrity \(ORI\)](#), who have the authority and responsibility to review and monitor investigations of research misconduct allegations involving NIH funding. Though ORI had the lead, we still [worked closely together](#) with them.

[Read More ...](#)

• Webinar Recording Available: Implementation of Simplified Review Framework for Research Project Grants

In case you hadn't heard, NIH is implementing a simplified review framework for the majority of research project grants with receipt dates of January 25, 2025 and beyond.

The simplified review framework is designed to better focus reviewers on answering key questions necessary to assess the scientific and technical merit of proposed research, help mitigate the effect of reputational bias on peer review, and reduce reviewer burden.

Over the course of the next year, we will be sharing plenty of resources with the extramural community to help guide them through this change.

For now, take some time to review the [recording of the public webinar](#) held on November 3rd and read more about the simplified review framework on our [website](#).

• Check Case Studies on Inclusion Across the Lifespan

As you plan your human subjects research, use the [Inclusion Across the Lifespan Case Studies](#) to help you determine if your proposed study population is appropriate. Following the [Inclusion Across the Lifespan](#) policy, NIH-supported research must include individuals of all ages unless there is a scientific or ethical reason not to include a specific age group.

The Case Studies summarize the scientific and ethical aspects of age-related inclusion in four fictional study scenarios. Consider **Case #1**:

- **Study summary:** An investigator is planning a study analyzing stress and anxiety levels in children involved in caregiving responsibilities for parents or younger siblings with cancer. The investigator will include standardized measures of stress and anxiety, observations of behavior, and review of the medical records for both the children and the family member with cancer.
- **Inclusion planning:** The investigator plans to exclude individuals 60 years of age and over because the goal is to focus on parent/sibling relationships rather than grandparents. The investigator anticipates that most individuals under the age of 18 will have parents below the excluded age range.
- **Consider:** Is there a scientific reason for excluding specific age groups? Is there an ethical reason to exclude specific age groups? In this case, the answer for both questions is no.
- **Take away:** Age should only be used as an exclusion criterion when necessary. Instead of using age as exclusion criteria, the investigator can specify the types of relationships that allow individuals to be eligible for the study.

For more, check the other three [Inclusion Across the Lifespan Case Studies](#).

LONI HPC Allocation for LBRN



To support the LBRN / BBC Core community on LONI HPC systems, we have renewed our high-performance computing allocation for 2022 / 2023.

This can be utilized in lieu of individual investigators having to apply for and acquire their own allocations to access the HPC resources. If any of your campus members need access to high performance computing, please have them interface with [Dr. Nayong Kim](#).

LBRN "Core Bucks"



The BBC Core and MCBR Core offer researchers the opportunity to earn "Core Bucks" to support faculty and students upto \$1500. Requests for Core Bucks from Member Institutions must be initiated through the respective Core Contact on campus.



- The Bioinformatics, Biostatistics, and Computational Biology Core (BBC Core)

The BBC Core serves to train and support project investigators and their teams across Louisiana. It works to enable Louisiana Biomedical Research Network project PIs and their teams to employ Louisiana cyberinfrastructure (especially high performance computing), and to provide bioinformatics services, training, and educational support.

The core provides bioinformatics training, conducts workshops, and provides bioinformatics analysis services. The core also provides access to the IBM Delta Cluster and has a dedicated BBC allocation for the high performance computing resources at LSU. The BBC Core maintains software licenses and access to Ingenuity Pathway Analysis (IPA), Partek Flow, DNASTAR, and Ion Torrent analysis software. In addition, several open source tools for bioinformatics such as bowtie, tophat, cufflinks, samtools, GATK, QIIME, DADA2, Phyloseq, etc. are installed and maintained.

Some examples of standard bioinformatics workflows that can be supported through core bucks requests:

- Gene Pathway Analysis
- RNA-Sequencing Processing and Analysis
- 16S rRNA Microbial Community Analysis
- ITS2 Fungal Community Analysis

Other workflows can be developed or adapted from existing software on an as needed basis.

For more information, see: <https://lbrn.lsu.edu/cores.html#corebucks>



- The Molecular and Cell Biology Resources Core (MCBR Core)

MCBR Core Services include both one-on-one training for faculty and students as well as workshops on topics like bioinformatics and protein purification.

Sample services:

1. Molecular Biology Reagent Equipment and Services

- GeneLab provides conventional and next generation nucleic acid sequencing (NGS), and recombinant DNA Service. NGS equipment includes Torrent PGM, Ion Proton etc
- NGS Services provides a reliable connection between NGS experiments and the analysis of NGS data

2. Protein Production, Purification and Characterization Laboratory

- Protein Purification and Characterization includes semi automated Bio-rad proflin affinity chromatography system, AKTA Explorer FPLC system, and HPLC and ultracentrifugation equipment
- Peptide Synthesis and purification
- Protein-protein interactions are investigated using primarily Surface Plasmon Resonance (SPR) implemented on Biacore and ForteBio SPR equipment. Additional physicochemical characterization of protein-protein interactions is available through collaborations with the LSU Department of Chemistry.
- Gene-to-Protein-to-Antibody Services – you provide the gene, we return an antibody

3. Molecular Immunopathology Laboratory Services

- Pathology Services including necropsy procedures, gross and histopathological examinations and interpretation of immunohistochemistry and special stains performed by veterinarians and histology specialists
- Flow Cytometry and immunophenotyping Services
- Multiplex/Luminex complements immunophenotyping services for rapid and standardized analysis of soluble factors e.g., lymphokines, using bead based array technology.
- Microscopy – contains transmission and scanning electron microscopes, a laser dissection microscope, a Leica TCS SP2 for 3D fluorescence microscope, and a high-throughput digital slide-scanner.

For more information, see: <https://lbrn.lsu.edu/cores.html#corebucks>

NIH LBRN Acknowledgement

So that we can most effectively communicate the scope and results of our funding support, we would like to know when you are planning news announcements about IDeA awards or program activities and achievements...

When you produce such material, please be sure to identify the IDeA program, not just the INBRE, COBRE or sub-program, and to provide context about the program's goals along the lines of:

The University of _____ has received \$XXX from the National Institutes of Health (NIH) to support an Institutional Development Award (IDeA) Center of Biomedical Research Excellence. The IDeA program builds research capacities in states that historically have had low levels of NIH funding by supporting basic, clinical and translational research; faculty development; and infrastructure improvements.

In journal articles, news releases, or other materials about your program's activities or achievements, please use funding acknowledgement language such as:

Research reported in this {publication, release} was supported by an Institutional Development Award (IDeA) from the National Institute of General Medical Sciences of the National Institutes of Health under grant number 5 P20 GM103424-21.

- In journal articles, oral or poster presentations, news releases, news and feature articles, interviews with reporters and other communications, acknowledge the IDeA program's full or partial support of

the research. The citation in scientific publications should use the following format:

Research reported in this publication was supported by an Institutional Development Award (IDeA) from the National Institute of General Medical Sciences of the National Institutes of Health under grant number P20GM103424-21.

• If you wish to acknowledge NIH/NIGMS funding on your Web site or other communication product, you may use wording such as:

Funded by an Institutional Development Award (IDeA) from the National Institutes of Health.

or

Funded by the LBRN (2P20GM103424-21) an Institutional Development Award (IDeA) from the National Institute of General Medical Sciences of the National Institutes of Health.

Please do not use the NIH or NIGMS logo to acknowledge funding, as these logos are only to be used for material produced by NIH and its components.



Copyright © LBRN

Want to change how you receive these emails?
You can [update your preferences](#) or [unsubscribe from this list](#).

This email was sent to nkim@lsu.edu
[why did I get this?](#) [unsubscribe from this list](#) [update subscription preferences](#)
LSU · Louisiana State University · 2017 Digital Media Center · Baton Rouge, La 70803 · USA

